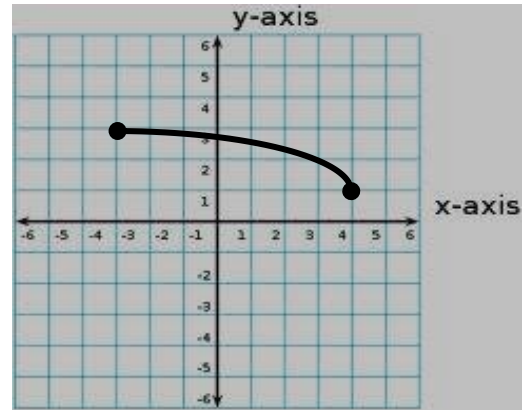
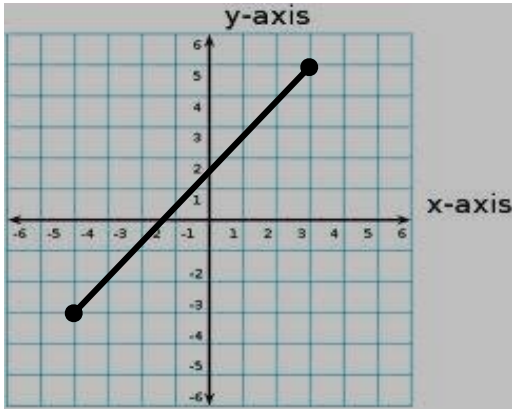


Name: _____

Period: _____



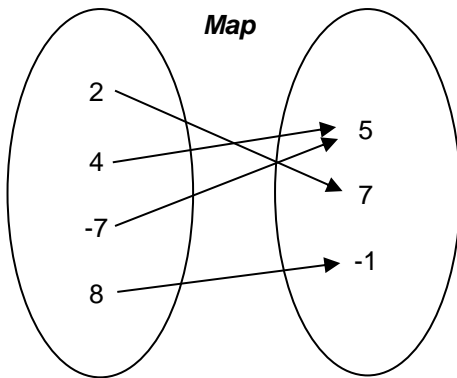
1) What is the domain of the graph?

- A $-3 \leq x \leq 5$
- B $-4 \leq x \leq 3$
- C $-4 \leq y \leq 3$
- D $-3 \leq y \leq 5$

2) What is the range of the graph?

- F $1 \leq y \leq 3$
- G $-4 \leq x \leq 4$
- H $-4 \leq x \leq 3$
- J $3 \leq y \leq 5$

Write Function or NOT a function for #3 - #8.



3) _____

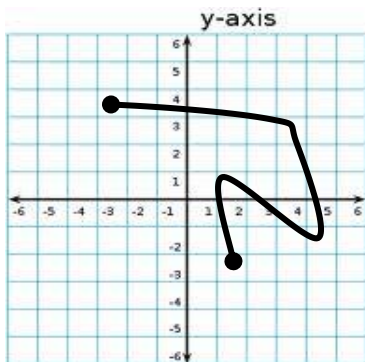
Table

x	y
-3	2
0	4
1	-7
2	8
3	8
5	11

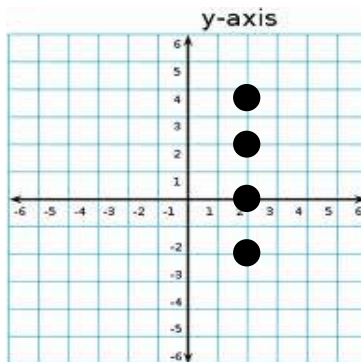
4) _____

Set
 { (5,8) (6,11) (4,0) (6,12) (1,1) }

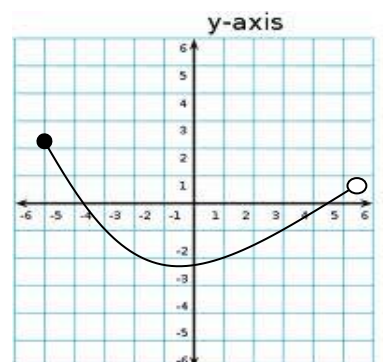
5) _____



6) _____



7) _____



8) _____

